



Theocratic Ministry School – September 2015


These books may be referenced:

TITLE	ABBREVIATION
*My Book of Bible Stories	my or Bible Story
*Imitate Their Faith	ITF
*New World Translation of the Holy Scriptures, 2013 version	nwt
*Insight on the Scriptures, volume 1	it-1
*Insight on the Scriptures, volume 2	it-2
<u>Books you can use for visual aid, or to reference an answer:</u>	
*Imitate Their Faith	Imitate

* published by Jehovah's Witnesses

Characters/symbols and their meaning:

Meaning of the Symbol	Symbol
More information can be found in the book cited	
Do more research—(see the pages after the worksheets)	

Meaning of the Symbol	Symbol
The word shown with this symbol over it is explained in the vocabulary word to follow	

Meaning of the Symbol or Abbreviation	Symbol or Abbreviation
The symbol for “paragraph”	¶
The abbreviation for “page”	p.
The abbreviation for “pages” (more than 1 page)	pp.
Example: page 24, paragraph 3 to 5	p. 24 ¶ 3-5

In the first section of each week, Scriptures to Consider, you can take the opportunity to read a portion of the weekly reading. If you read the suggested scriptures ahead of time, think deeply (or meditate) on those scriptures and the lesson you can learn from them. Then, you will be prepared to share a comment during the Bible Highlights section of the meeting!

Theocratic Ministry School – September 2015

Week of September 7th – Bible Reading: 2 Kings 12-15

Bible Highlights – Brother: _____ Scriptures highlighted: _____ _____ Main Point(s): _____ _____ _____ _____	SCRIPTURES TO CONSIDER: Look up these kings ... were they good or bad? 2 Kings 12:2; 13:1,2; 13:10,11; 14:1,3; 14:23,24; 15:1,3 _____ _____ _____ _____ _____
--	---

Sisters and Brothers offering comments:

TALK #1: 2 Kings 13:12-19

In 2 Kings 13:18, what did Elisha tell Jehoash to do with the arrows?

- a. break them in half b. shoot straight up c. strike on the ground d. bury them

Talk #2— Dorcas—Theme: Genuine Christians Abound in Good Works (it-1 p. 646)

Sister giving the talk:

Householder:

Setting:

According to Acts 9:39, what did Dorcas make for the widows?

- a. cakes b. garments c. robes d. both “b” and “c”

Scriptures read: _____



Talk #3— What Is Contained in the Various Books of the Christian Greek Scriptures? (nwt p. 35)

Sister or brother giving the talk:

Householder:

Setting:

Circle all of the books of the Christian Greek scriptures that are letters:

- | | | | | |
|------------|---------------|--------|-------------|-------|
| Revelation | 2 Corinthians | Acts | Philippians | Titus |
| Philemon | James | Romans | 1 Timothy | Mark |

Scriptures read: _____

Theocratic Ministry School – September 2015

Week of September 14th – Bible Reading: 2 Kings 16-18

Bible Highlights – Brother: _____ Scriptures highlighted: _____ _____ Main Point(s): _____ _____ _____ _____	SCRIPTURES TO CONSIDER: 2 Kings 17:16-23; What were some of the wrong things that Israel was doing? _____ _____ _____ _____ _____
--	---

Sisters and Brothers offering comments:

Talk #1— 2 Kings 17:12-18	Brother: _____
----------------------------------	-----------------------

According to 2 Kings 17:15, Israel was imitating....

- a. Jesus b. The nations c. Jehovah d. the prophets**
-

Talk #2— How Can You Get the Most out of Your Bible Reading? (nwt p. 36)

Sister giving the talk: _____	Householder: _____
--------------------------------------	---------------------------

Setting: _____

According to Psalm 119:105, God's Word is:

- a. A lamp to our foot b. a good book c. a light for our path d. both "a" and "c"**

Scriptures read: _____



Talk #3— Ebed-melech—Theme: Be Fearless, and Honor Jehovah's Servants (it-1 pp. 672-673)

Sister or brother giving the talk: _____	Householder: _____
---	---------------------------

Setting: _____

According to Jeremiah 38:10, how many men did Ebed-melech bring with him?

- a. 1,000 b. 40 c. 100 d. 400**

Scriptures read: _____

Theocratic Ministry School – September 2015

Week of September 21st Bible Reading: 2 Kings 19-22

Bible Highlights – Brother: _____ Scriptures highlighted: _____ _____ Main Point(s): _____ _____ _____ _____	SCRIPTURES TO CONSIDER: 2 Kings 19:32-37; What happened to the Assyrians and King Sennacherib? (See Bible Story 72) _____ _____ _____ _____
--	--

Sisters and Brothers offering comments:

Talk #1— 2 Kings 20:12-21	Brother:
----------------------------------	-----------------

In 2 Kings 20:13, what did Hezekiah show his Babylonian visitors?

- a. the temple b. the palace c. his garden d. all his treasures

Talk #2— Ehad (No. 2)—Theme: Jehovah Delivers His People (it-1 p. 700)

Sister giving the talk:	Householder:
--------------------------------	---------------------

Setting:

According to Judges 3:16, what did Ehad make for himself?

- a. A gold ring b. a two-edged sword c. a long robe d. an altar to Jehovah

Scriptures read: _____



Talk #3— What Does the Word “Amen” Mean? (Glossary, nwt p. 1692)

Sister or brother giving the talk:	Householder:
---	---------------------

Setting:

According to page 1692 of the New World Translation, what does “Amen” mean?

- a. “the end” b. “so be it” c. “surely” d. either “b” or “c”

Scriptures read: _____

Theocratic Ministry School – September 2015

Week of September 28th Bible Reading: 2 Kings 23-25

<p>Bible Highlights – Brother: _____</p> <p>Scriptures highlighted: _____</p> <p>_____</p> <p>Main Point(s): _____</p> <p>_____</p> <p>_____</p> <p>_____</p>	<p>SCRIPTURES TO CONSIDER: 2 Kings 25:8-14; (see Bible Story 76) What did the King of Babylon and his army do to Jerusalem?</p> <p>_____</p> <p>_____</p> <p>_____</p> <p>_____</p> <p>_____</p>
--	---

Sisters and Brothers offering comments:

Talk #1— 2 Kings 23:8-15	Brother:
---------------------------------	-----------------

According to 2 Kings 23:12, which kings set up altars to false gods?

- a.** Jeroboam & Solomon **b.** Josiah & Hezekiah **c.** Manasseh & Ahaz **d.** Zedekiah & Jehu
-

Talk #2— What Roles Do Angels Play in God’s Purpose? (Glossary, nwt pp. 1692-1693)

Sister giving the talk:	Householder:
--------------------------------	---------------------

Setting:

According to page 1692 of the New World Translation, what does the word “Angels” mean?

- a.** god **b.** holy servant **c.** messenger **d.** mighty one

Scriptures read: _____



Talk #3— Eleazar (No. 1)—Theme: Steadfastly Serve Jehovah (it-1 p. 705)
--

Sister or brother giving the talk:	Householder:
---	---------------------

Setting:

According to Numbers 4:16, what was NOT one of Eleazar’s responsibilities?

- a.** the tabernacle **b.** the court yard **c.** the grain offering **d.** the oil of the lighting

Scriptures read: _____



EXTRA STUDY ACTIVITIES:

The New World Translation 2013* has many features that can help us understand the scriptures better.

This month, we will continue using the Glossary starting on page 1692. Below is a list of words contained in our Bible reading. Look up each word in the Glossary and think about (or discuss with someone) how the definition increases your understanding:

Week of September 14th:

Glossary Word	Scripture:
Jew	2 Kings 16:6
Exile	1 Kings 18:5

Week of September 21st:

Glossary Word	Scripture:
Angel	2 Kings 19:35
Sign	2 Kings 20:19
Spirit Medium	2 Kings 21:6

Week of September 28th:

Glossary Word	Scripture:
Teraphim	2 Kings 23:24
Extinguishers	2 Kings 25:14

These Bible Story Book lessons can help you get more out of the Bible reading:

Week of September 21st:

Bible Story **72**, Hezekiah and the Assyrians, (Highlights)

Week of September 28th:

Bible Story **76**, Destruction of Jerusalem (Highlights)

**See also lessons on the next page from www.jw.org

Theocratic Ministry School – September 2015

Week of September 7th – How did Jehoash become king? Who influenced Jehoash to make his decisions?

1) Go to www.jw.org -- Scroll down and find the Children section.

The screenshot shows the navigation menu with 'COUPLES & PARENTS', 'TEENAGERS', and 'CHILDREN'. The 'CHILDREN' tab is highlighted with a red box. Below the menu, there are three main activity cards: 'Family Worship Projects', 'How to Succeed at School—Get Organized', and 'Jehovah Strengthens Gideon'. At the bottom, there are three smaller icons for 'Request a Bible Study', 'Find Videos', and 'Watch Sign-Language Videos'.

2) Click on Teach Your Children

The screenshot shows a grid of activity icons under the heading 'FIND ACTIVITIES TO DOWNLOAD OR PRINT'. The icons include 'BECOME JEHOVAH'S FRIEND', 'FAMILY WORSHIP PROJECTS', 'ILLUSTRATED BIBLE STORIES', 'PICTURE ACTIVITIES', 'BIBLE CHARACTER CARDS', 'STUDY ACTIVITIES FOR CHILDREN', 'TEACH YOUR CHILDREN', and 'MY BIBLE LESSONS'. The 'TEACH YOUR CHILDREN' icon is highlighted with a red box.

3) Click on the two to go to the second page...

Teach Your Children

These Bible stories are written in simple language to help parents teach their children valuable Bible lessons. They are designed for parents to read together with their children.

Showing 1 - 15 of 28

1 2 >

The screenshot shows the first page of the 'Teach Your Children' section. It features three story cards: 'Jesus Christ—How Should We Remember Him?', 'God Can Feel Hurt—How We Can Bring Him Joy', and 'What Can We Learn From a Criminal?'. The second page button '2' is highlighted with a red box, and a red arrow points to it.

4) Click “Jehoash Left Jehovah Because of Bad Association”. Read the Lesson and discuss the questions at the bottom.

Teach Your Children

These Bible stories are written in simple language to help parents teach their children valuable Bible lessons. They are designed for parents to read together with their children.

Showing 16 - 28 of 28

< 1 2

The screenshot shows the second page of the 'Teach Your Children' section. It features three story cards: 'Rebekah Was Willing to Please Jehovah', 'Jeremiah Did Not Quit', and 'Shem Saw the Badness of Two Worlds'. Below these are three more cards: 'Rahab Listened to the News', 'Paul's Nephew Saved His Uncle's Life', and 'Jehoash Left Jehovah Because of Bad Association'. The 'Jehoash Left Jehovah Because of Bad Association' card is highlighted with a red box.

Theocratic Ministry School – September 2015

Week of September 28th – What kind of king was Josiah? How can we follow his example?

1) Follow steps 1-3 in the instructions above...

2) Click Josiah Chose to Do What Was Right. Read the article, and discuss the questions at the bottom. Also, discuss why Josiah is a good example for us today.

David Listened to the News

David's Nephew Saved His Uncle's Life

Jehoshaphat Left Jerusalem Because of Bad Association



Josiah Chose to Do What Was Right



Why David Was Not Afraid of Goliath



Are You Ever Jealous? Joseph's Brothers Were



Samuel Stuck to What Was Right



A Servant Girl Wanted to Help



Timothy—Ready and Willing to Serve